

## KS1 & KS2 Art Project


Art from Everyday  
objects and Materials

Week 4



Over the next few weeks, we will be exploring the work of artists who use very **ordinary objects and materials** to make exciting and imaginative pieces of artwork.


You can work on these activities at school or at home, individually or as a group or family.



This week, we're going to take inspiration from Swiss artist and comedian:

Ursus Wehrli

Born in Switzerland in 1969.



**Challenge:** KS1: Can you find Switzerland on a World Map? (Clue: It's in Europe).

KS2: Can you name the 4 countries that surround Switzerland?





Ursus Wehrli likes **structure** and **order**. He is also very funny! He takes collections of everyday objects and tidies them up.



How has he  
arranged the cars?  
Which picture do  
you prefer? Why?








What can you see  
in this picture? Can  
you predict how he  
might tidy it up?







Was your prediction correct? How else could you tidy up the fruit salad? Could you arrange the fruit in a circle or different shape?







What do you think Ursus  
Wehrli will do to this  
picture?









Were you right? How else  
could the sandpit be  
tidied up?







How is the arrangement of  
objects (in the tidied picture)  
different this time?





Ursus Wehrli also likes to tidy up famous pieces of art. Do you recognise this picture? It is Van Gogh's bedroom.




How could you tidy it up?

What will Ursus Wehrli do?.....







Did you guess correctly?  
How else could he tidy it?



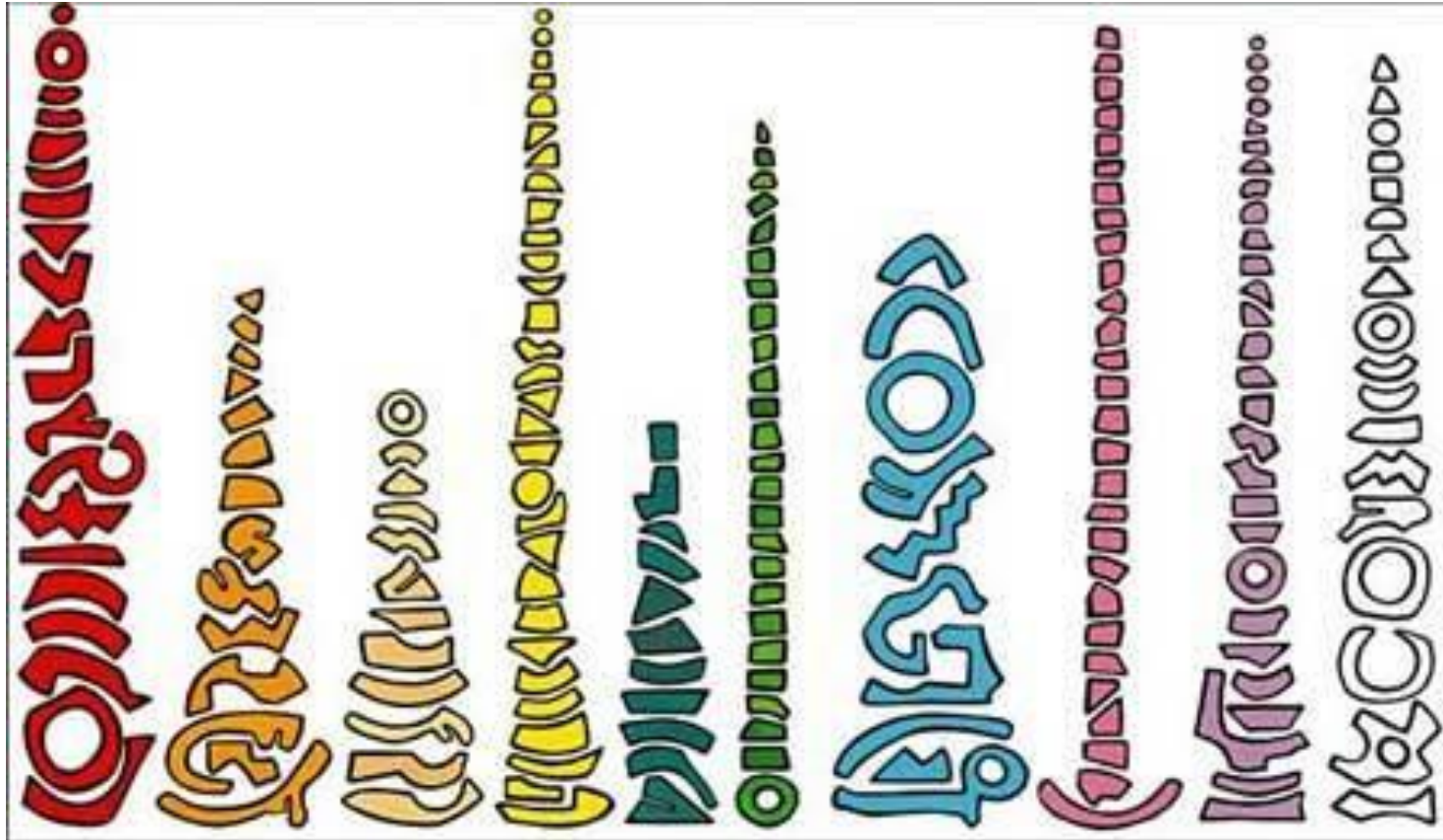




What can you see in this artwork by Keith Haring? Do you think Ursus Wehrli would like it? Why/why not?







Wehrli made this by carefully cutting out all the shapes (from a print of Haring's art) and sticking them onto paper in an order that he preferred. Which one do you prefer?





Do you remember Andy Warhol's soup cans from last week?

How might he tidy this up? It might not be what you expect.....







Surprised?

How would you have  
tidied it up?



Let's get making!

Choose from one of the following tasks...





## Task 1:

Make your own 'Tidy-Up Art'. Find something to tidy and take a photograph before you begin. Choose a way to tidy up or re-arrange all the objects, then take another photograph.

**Challenge:** Can you make two different arrangements?



Not sure what to tidy up? Look at the ideas below. Always ask an adult before touching anything that isn't yours!



## More to do....

Look back at your **Warhol** soup cans, **Arcimboldo** fruit faces and **coffee monsters** from previous sessions. Can you make a 'tidied up' version?





KSI Now try this...

Do you remember studying Yayoi Kusama? How would you tidy up her art?



## KS2 Now try this...

Think about an artist you have studied. Choose a piece of their artwork and tidy it up.

